

①

**CHANDIGARH EDUCATIONAL SOCIETY - JHANJERI , MOHALI**

**BALANCE SHEET AS ON 31.03.2023**

<b>LIABILITIES</b>	<b>AMOUNTS</b>	<b>ASSETS</b>	<b>AMOUNTS</b>
<b><u>CORPUS FUND, RESERVE &amp; SURPLUS</u></b> (As Per Annexure - 1 )	672514040.59	<b><u>FIXED ASSETS</u></b> (As Per Annexure - 6 )	1079065519.06
<b><u>SECURED LOAN</u></b> (As Per Annexure - 2 )	527087041.63	<b><u>INVESTMENTS</u></b> (As Per Annexure - 7 )	9229000.00
<b><u>UNSECURED LOAN</u></b> (As Per Annexure - 3 )	22324717.22	<b><u>SECURITIES</u></b> (As Per Annexure - 8 )	320693.00
<b><u>CURRENT LIABILITIES:</u></b>		<b><u>CURRENT ASSETS, LOANS &amp; ADVANCES</u></b>	
<b><u>SUNDRY CREDITORS</u></b> (As Per Annexure - 4 )	20874426.60	<b><u>CASH &amp; BANK BALANCE</u></b> (As Per Annexure - 9 )	12894446.33
<b><u>OTHERS LIABILITIES</u></b> (As Per Annexure - 5 )	47390227.35	<b><u>LOANS &amp; ADVANCES</u></b> (As Per Annexure - 10 )	188680794.99
<b>TOTAL</b>	<b><u>1290190453.39</u></b>	<b>TOTAL</b>	<b><u>1290190453.39</u></b>

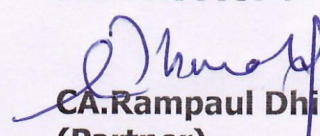
For Chandigarh Educational Society


  
President

PLACE : CHANDIGARH  
DATE : 15/09/2023

Auditor's Report  
In terms of our report of our even date

For R C S & Associates LLP  
Chartered Accountants  
FRN: N500374

  
CA. Rampaul Dhiman  
(Partner)  
Membership No. 090203



**CHANDIGARH EDUCATIONAL SOCIETY - JHANJERI , MOHALI**

**INCOME & EXPENDITURE ACCOUNT AS ON 31.03.2023**

<b>PARTICULARS</b>	<b>AMOUNT</b>	<b>PARTICULARS</b>	<b>AMOUNT</b>
Administrative and General Exp.	482955760.62	Receipts from Students	654282092.67
Seminars and Functions Exp.	5188817.00	Interest from Bank	463470.05
Labs Maintenance Exp.	3256974.00	Interest on FDR	277201.00
Financial Exp.	38650460.92	Rental Income(GST)	1524700.00
Depreciation	77279729.56		
Excess of Income Over Expenditure	49215721.62		
<b>TOTAL</b>	<b><u>656547463.72</u></b>	<b>TOTAL</b>	<b><u>656547463.72</u></b>


For Chandigarh Educational Society

  
President

PLACE : CHANDIGARH  
DATE : 15/09/2023

**Auditor's Report**  
In terms of our report of our even date

For R C S & Associates LLP  
Chartered Accountants  
FRN: N500374

  
CA. Rampaul Dhiman  
(Partner)  
Membership No. 090203



(3)

**CHANDIGARH EDUCATIONAL SOCIETY , JHANJERI (MOHALI)**

**ANNEXURE - 1**

**LIST OF GENERAL FUND & RESERVE & SURPLUS**  
**AS ON 31.03.2023**

Opening Balance	593379649.97
Add: Excess of Income over Expenditure	49215721.62
Add/Less :Income tax /TDS/Others	29918669.00
	672514040.59

**TOTAL**

**672514040.59**

**ANNEXURE - 2**

**LIST OF SECURED LOAN AS ON 31.03.2023**

HDFC Term Loan	345829387.60
HDFC -OD Account	181257654.03

**TOTAL**

**527087041.63**

**ANNEXURE - 3**

**LIST OF UNSECURED LOAN AS ON 31.03.2023**

RKM Housing Ltd.	3500000.00
Rashpal Singh Dhaliwal	18824717.22

**TOTAL**

**22324717.22**

**LIST OF SUNDRY CREDITORS AS ON 31.03.2023**

**ANNEXURE - 4**

**SOCIETY**

Arjun Flour And Oil Industries	142138.00
Baidwan Egg Traders	3480.00
Bhagwati Crockery Store(Crockery)	50477.00
Bobby Bakery	33187.00
Bonn Nutrients Pvt Ltd.	20430.00
Bunty Electrical Works	14850.00
Deepak & Co.	389709.00
Grover Traders(Cold Drinks)	87277.00
Happy Chicken Kabab	64320.00
Hemkunth Sahib Gramin Lpg Vitrak	419636.00



4

**CHANDIGARH EDUCATIONAL SOCIETY , JHANJERI (MOHALI)**

Khushi Repair House-Kulwant Kumar	1200.00
Metro Cash & Carry India Pvt. Ltd.	127500.00
Oberoi Sales Corp.	52356.00
Order For Best	23100.00
Prem Chand Singla	269150.00
Surjit Singh Arjan Singh	54789.00
Vimal Karyana Store	148673.00
Celebrate Movies	8910.00
Competition Reviews Pvt Ltd	137329.00
Sharma Arts	26730.00
Shivam Graphics & Advertising	385213.00
S R Enterprises	10572.00
Devi Lal Contractor	19283.00
Kailash Painter	39603.00
Mohammad Munazir	69473.00
Mohammad Pravej Alam	48584.00
Pradip Paswan-39206286895 Sbi	47916.00
Ranbir Singh (Laser Tractor)	3150.00
Randhir Singh (Kara Tractor)	16800.00
Sukhdev Singh (Jcb)	10692.00
Supinder Singh	690.00
Bharti Airtel Limited	109615.00
Broadways Mktg.Co P Ltd	655.00
Maa Vaishno Electronic Solutions	68103.00
Macktech Solutions	81600.00
Quadrant Televentures Limited (Pri)	11800.00
Quantum Solutions And Services	652.00
Reliance Jio Infocomm Ltd (Pri)-900410289310	17664.60
Vodafone Idea Limited	30921.00
Bar & Bench Publications	109850.00
S.G Services	93382.00
Shree Ram Law House	206599.00
Aasaan Educare Foundation	36000.00
Anything In Media Pvt Ltd	885803.00
Athena Consultants	728574.00
Consort Builders Pvt Ltd New Block	871026.00
Dipak Kumar	23750.00
Fabulinus Brandcom	686000.00
Jagdish Studio	18000.00
Kubros Inc	35834.00
Living Media India Limited	125651.00
Mid Way Hp Centre	149660.00
Neelam Musical Group	30000.00
Consort Builders Pvt Ltd	996410.00
Gagan News Agency	11370.00
Saini Tent Palace	32722.00
Study Mate India	10000.00
V.V Trophies	5460.00
Abeera Fabrication	5437.00



5

## CHANDIGARH EDUCATIONAL SOCIETY, JHANJERI (MOHALI)

Tooba Fab Industry	1000000.00
Asian Publication Corporation	20000.00
Bearing Agencies	7965.00
Care Ratings Limited	410400.00
Cooltech India Enterprises	118.00
Energeniuss Solar	95890.00
Ennoble Ip Consultancy Pvt. Ltd.	1150200.00
G.D Furniture	36516.00
Gurjit Singh Sidhu Bus Service	999336.00
Indu Dry Cleaners	50495.00
Jasbir Singh (Pf Advisor)	27000.00
Kackria & Associates	8100.00
Karetc(Laundry Services)	655051.00
Kuldip Engineering Industries Ltd.	529156.00
Mayank Agency	17372.00
New Maggu Tourist Company	354699.00
Raaj Expartise	5829.00
Serve Smart Services Pvt Ltd	34579.00
Shri Rama Sports	6832.00
Technozon Solutions	63189.00
Avis-E-Solution Pvt Ltd	193921.00
Facebook India	136200.00
Paras Offset Pvt. Ltd.	726000.00
Ridge Advertising & Marketing Consultants	184275.00
Aiesec	20000.00
Akhalesh Flower House	36576.00
Amrinder Singh	341853.00
Arsh Sales And Services	201883.00
Aryan Marble & Granite	103084.00
Atcon Engineers	14160.00
Avinash Enterprises	3453.00
Bansal Ply Home	240913.00
Bringing Music Alive Private Limited	16000.00
Cable House	179239.00
Central Computers & Cctv	365166.00
Chawla Engineers & Consultants	7010.00
Cyrus Marketing And Communications Pvt. Ltd.	10300.00
Dharminder Singh Sand Suppliar	57650.00
Durga Electric Co.	22727.00
Elite Marketing	30300.00
Grey Scientific Works	114635.00
Guru Nanak Glass House	32457.00
Harvinder Singh & Co	196300.00
Ina Industries Private Limited	8500.00
Jatindra Sports & Trophies	30827.00
Kaka Bistar Bhandar (Gurinder Singh)	5600.00
Kalia Trade Links	177465.00
Memorable Weddings & Events	25476.00



7

**CHANDIGARH EDUCATIONAL SOCIETY , JHANJERI (MOHALI)**

**LIST OF SECURITIES AS ON 31.03.2023**

**ANNEXURE - 8**

Security - Electricity	117293.00
Security - Milk Plant	20000.00
Security - Rent (Chandigarh)	70000.00
Security - Rent (Hamirpur Office)	20000.00
Security - LPG Gas	26400.00
Security - Rent (Jammu Office)	44000.00
Security - Rent (Mohali Flat)	10000.00
Security - (Tower)	13000.00

**TOTAL**

**320693.00**

**LIST OF CASH & BANK BALANCES AS ON 31.03.2023**

**ANNEXURE - 9**

**SOCIETY**

Cash in Hand	1706511.00
Axis Bank A/c	26896.50
HDFC A/c	50.00
PNB A/c 1	118299.08
SBI A/c 1	1893368.93
SBI A/c 2	4591080.35
SBI A/c 3	184746.49
SBI A/c 4	4325.22
UBI A/c	10340.84

**CEC**

HDFC A/c	1279762.03
SBI A/c	682990.21

**CSB**

HDFC A/c	144037.00
SBI A/c	632970.18

**CLC**

HDFC A/c	792263.76
SBI A/c	459724.64

**CPC**

SBI A/c	52904.74
HDFC A/c	314175.36

**TOTAL**

**12894446.33**



5

**CHANDIGARH EDUCATIONAL SOCIETY , JHANJERI (MOHALI)**

**LIST OF LOANS & ADVANCES/RECEIVABLES AS ON 31.03.2023**

**ANNEXURE - 10**

Accured Interest	115278.00
Prepaid Insurance	631223.00
Advances -Self Assessment Tax	33100500.00
Land Advance	2000000.00
TCS 2022-23	139933.00
TDS 2022-23	48704.00
V.N. Sharma Builders Pvt.Ltd.	2550000.00
Cheque deposited but not Clear	1000000.00
Advance Salary/Imprest to Staff	798169.00
Fee Receivable Students	137823009.25
Other Receivable	1376402.00
Black Pearl Education Advisors	16000.00
Mdn And Partners	32000.00
Neted Softech/Ppeg Group	16000.00
Harpreet Kaur	16000.00
Sarvomax	161600.00
Afro-Asia Global Scholars	36000.00
Aspiring Minds Assesment Pvt. Ltd.	24000.00
Brightness Consultant	16000.00
Cheldan Group	32400.00
Harpreet Kaur (Digital Solution)	106000.00
Ppeg-02 (Benjamin Nuapah	93600.00
Rohit Sharma (Sies)	14400.00
Study Mate India	48000.00
The Ropar Milk Producers Union Ltd	460705.00
Fortune Marketing Pvt Ltd	8850.00
Glow Signage Chd	29192.00
Oms A/C Times Internet Ltd	89917.00
Tirchhi Nazar Media	35400.00
Viyo Media Groups	147500.00
The Circular	230500.00
Health Education Bureau	29547.00
Ht Media Ltd	699.00
Idea Catalysts Inc.	630.00
Indian Pharmacopoeia Commission	50660.00
Vyusta (Walnut Publication)	13750.00
Aggarwal Iron & Cement Store	7159.00
Mandeep Hardware & Sanitary Store	3830.00
New Surya Nursery	200.00
Tilak & Suman Rana Enterprises	4500.00
Arav Lab Solutions	11423.00
Hotel Mountview	20000.00
Hytech Automation	80240.00
Industrial Power Control	200000.00
Amazon Web Services	185201.02
Girnarsoft Education Services Pvt. Ltd.	62400.00



9

**CHANDIGARH EDUCATIONAL SOCIETY , JHANJERI (MOHALI)**

Google India Pvt. Ltd.	1012306.72
Abacus Interio	1448.00
Acme Interiors & Marketing	106989.00
A Trevelling Tailor	4410.00
Bansal Agriculture Works	4057.00
Capital Hume Pipes (P) Limited	117660.00
Emsoniq Electronics	177476.00
Harvinder Singh	21250.00
Helpem Corporations	644389.00
Johnson Lifts Pvt. Ltd.	901992.00
Kmk Industries	90000.00
Kross Water Designer And Consultants	200000.00
Macrobiotic Systems & Software	58233.00
Otis Elevator Company (India) Limited	242195.00
Rajdhani Tours And Travels	161840.00
Rajesh Sales Corporation	8570.00
Raysons	63652.00
Rose Scientific India	172294.00
Shree Krishna Traders	94410.00
Shri Ganesh Iron Store	7579.00
Shriya Trading Co.	204.00
Style Craft Engineering	7200.00
Sumit Fire Safety	481094.00
Telenet Marketing Pvt. Ltd	23102.00
Tera Hi Tera Medicose (Sri Guru Granth Sahib Sewa Society)	6406.00
The Computer Warehouse	15600.00
Vindicitive Sports Pvt Ltd	1008.00
Vishwakarma Welding Works	33760.00
Walia Aluminum Fabrication	10312.00
Zaibaa Enterprises	2143837.00

**TOTAL**

**188680794.99**





**CHANDIGARH EDUCATIONAL SOCIETY, JHANJERI ; MOHALI**

**ANNEXURE - 6**

**SCHEDULE OF DEPRECIATION AS ON 31-03-2023**

(As per Income Tax Act)

PARTICULARS	BALANCE AS		ADDITIONS		TFD/Sale	TOTAL	RATE (%)	DEP	BALANCE AS ON 31-03-2023
	ON 01-04-2022	BEFORE 30-09	After 30-09						
Land Account	97049802.00	0.00	52315284.00	0.00	149365086.00	0.00	0.00	149365086.00	
Building	632786189.14	16488642.00	303378.00	0.00	649578209.14	10.00	51954121.61	597624087.53	
Electrical Fitting	6000267.75	738654.00	691008.00	0.00	7429929.75	15.00	1062663.86	6367265.89	
Computer & Software	9910341.01	5343358.00	16458505.00	0.00	31712204.01	40.00	9393180.60	22319023.40	
Printer	303831.49	93220.00	366722.00	0.00	763773.49	15.00	87061.87	676711.61	
Projector	1673692.82	1238535.00	1639669.00	0.00	4551896.82	15.00	559809.35	3992087.47	
Air Conditioner	1272911.84	706964.00	786354.00	0.00	2766229.84	15.00	355957.93	2410271.92	
Air Coolers	722135.29	0.00	0.00	0.00	722135.29	15.00	108320.29	613814.99	
Auditorium Equipments	9059467.25	0.00	0.00	0.00	9059467.25	15.00	1358920.09	7700547.16	
CCTV Cameras	1099444.86	149187.00	797717.00	0.00	2046348.86	15.00	247123.55	1799225.30	
Coffee Machines	5768.35	0.00	0.00	0.00	5768.35	15.00	865.25	4903.10	
Crockery	2123481.81	0.00	0.00	0.00	2123481.81	15.00	318522.27	1804959.54	
Currency Counting Machine	19710.79	0.00	0.00	0.00	19710.79	15.00	2956.62	16754.17	
Electric Equipment	4764198.41	1247979.00	565844.00	0.00	6578021.41	15.00	944264.91	5633756.49	
Electronic Cash Machine	9175.78	0.00	0.00	0.00	9175.78	15.00	1376.37	7799.41	
Fan	96186.91	0.00	0.00	0.00	96186.91	15.00	14428.04	81758.87	
Fax Machine	1392.60	0.00	0.00	0.00	1392.60	15.00	208.89	1183.71	
Fire Extinguishers	895642.40	0.00	0.00	0.00	895642.40	15.00	134346.36	761296.04	
Lift	1796757.44	0.00	0.00	0.00	1796757.44	15.00	269513.62	1527243.82	
Gardening Equipment	377887.11	103640.00	160640.00	0.00	642167.11	15.00	84277.07	557890.04	
Gysers	36850.26	0.00	0.00	0.00	36850.26	15.00	5527.54	31322.72	
LCD/TV/DISH	134607.18	0.00	2125460.00	0.00	2260067.18	15.00	179600.58	2080466.60	
Mobile Phone	742726.99	215634.00	325971.00	0.00	1284331.99	15.00	168201.97	1116130.02	
Musical Instruments	74073.01	81628.00	0.00	0.00	155701.01	15.00	23355.15	132345.86	
Office Equipments	1961510.82	0.00	0.00	0.00	1961510.82	15.00	294226.62	1667284.20	
Photostate Machine	9641.06	0.00	0.00	0.00	9641.06	15.00	1446.16	8194.90	
Patent	7661512.00	2639300.00	6035792.00	0.00	16336604.00	0.00	0.00	16336604.00	
Telephone Sets	44210.62	0.00	0.00	0.00	44210.62	15.00	6631.59	37579.03	
Generator	1145896.93	0.00	5763291.00	0.00	6909187.93	15.00	604131.36	6305056.57	
Library Books	5500486.08	693901.00	974903.00	0.00	7169290.08	15.00	1002275.79	6167014.29	
Mixture Machine	16068.43	0.00	0.00	0.00	16068.43	15.00	2410.26	13658.16	
Mess Equipment	509730.50	600620.00	760780.00	0.00	1871130.50	15.00	223611.08	1647519.43	
Sewerage Treatment Plant	364215.83	0.00	0.00	0.00	364215.83	15.00	54632.37	309583.45	
Sports Equipment	1370225.08	261455.00	154320.00	0.00	1786000.08	15.00	256326.01	1529674.06	
Car Alto K-10 VXi	191190.44	0.00	0.00	0.00	191190.44	15.00	28678.57	162511.87	
Car -Audi	766923.90	0.00	0.00	0.00	766923.90	15.00	115038.59	651885.32	
Car I-20 Magna	221644.49	0.00	0.00	0.00	221644.49	15.00	33246.67	188397.82	
Celerio VXi	227570.90	0.00	0.00	0.00	227570.90	15.00	34135.63	193435.26	
Maruti Ertiga	183294.46	0.00	0.00	0.00	183294.46	15.00	27494.17	155800.29	
Scooter	9426.81	0.00	0.00	0.00	9426.81	15.00	1414.02	8012.79	
Vehicle Tractor	431763.62	0.00	0.00	0.00	431763.62	15.00	64764.54	366999.07	
Tata 407 Gold Sfc Mini Truck	816009.56	0.00	0.00	0.00	816009.56	15.00	122401.43	693608.13	
Ambulance	0.00	854097.00	0.00	0.00	854097.00	15.00	128114.55	725982.45	
Vehicle E-Cart	0.00	451925.00	0.00	0.00	451925.00	15.00	67788.75	384136.25	
Furniture & Fixture	34883457.97	3319265.00	4670146.00	0.00	42872868.97	10.00	4053779.60	38819089.37	
Water Cooler & Filter	1298287.45	557200.00	492060.00	0.00	2347547.45	15.00	315227.62	2032319.83	
E-Ricshowa/Rehri	70344.40	0.00	10864.00	0.00	81208.40	15.00	11366.46	69841.94	
Tube & Well	368259.83	0.00	0.00	0.00	368259.83	15.00	55238.98	313020.86	
Trolley	20353.34	0.00	0.00	0.00	20353.34	15.00	3053.00	17300.34	
UPS & Inverter	714872.54	357632.00	778578.00	0.00	1851082.54	15.00	219269.03	1631813.51	
Lab Equipment	10640741.85	2743634.00	1347700.00	0.00	14732075.85	15.00	2108733.88	12623341.97	
Water Heating Solar System	694090.27	0.00	874340.00	0.00	1568430.27	15.00	169689.04	1398741.23	
<b>TOTAL</b>	<b>841078271.62</b>	<b>38886470.00</b>	<b>98399326.00</b>	<b>0.00</b>	<b>978364067.65</b>		<b>77279729.56</b>	<b>901084338.06</b>	
Building Under Const.	10004116.00	6484526.00	177981181.00	16488642.00	177981181.00		0.00	177981181.00	
<b>Grand Total</b>	<b>851082387.62</b>	<b>45370996.00</b>	<b>276380507.00</b>	<b>16488642.00</b>	<b>1156345248.65</b>		<b>77279729.56</b>	<b>1079065519.06</b>	



**CHANDIGARH EDUCATIONAL SOCIETY , JHANJERI (MOHALI)**

Mm Scientific Lab	15339.00
New Har International(India)	9684.00
Ocm Private Limited	62895.00
Ph Tile Industries	38438.00
Punjab Referigeration 1	3660.00
Punjab Trunk House	26680.00
Raj Hardware & Sanitary Store	949791.00
Ramesh Medical Hall	28310.00
R.P.Engineering E -Solutions	10522.00
Rsc Generators	6933.00
Saini Transport	440491.00
Shiv Raj Painter	32397.00
Shree Gayatree Traders	143257.00
Sohan Carriage Contractor	1078387.00
Spruce Enterprises	127495.00
Strategic Marketing	12994.00
Thandi Fertilizers	194313.00
Vishavkarma Electric Co.	11682.00
Vishwakarma Stationers	616706.00

**TOTAL**

**20874426.60**

**LIST OF OTHER LIABILITIES AS ON 31.03.2023**

**ANNEXURE - 5**

Audit Fee Payable	118000.00
Electricity Expenses Payable	324368.00
Cheque Issued But Not Clear	3383175.00
TDS Payable	789930.00
Expenses Payable	2424936.63
Fee Received in Advance	26888637.72
PF Payable	189992.00
GST Payable	22590.00
Security From Vendor	262000.00
Professional Tax Payable	73000.00
Salary Payable	720388.00
Security Refundable Students	12193210.00

**TOTAL**

**47390227.35**

**LIST OF INVESTMENTS AS ON 31.03.2023**

**ANNEXURE - 7**

FDR With PBI 10470	2411590.00
FDR With PBI 826	1141844.00
FDR With PNB IKG PTU	1070707.00
FDR - AICTE Security MCA	1500000.00
FDR - AICTE Security Pharmacy	1500000.00
FDR - With CLC	1500000.00
FDR - Other	104859.00

**TOTAL**

**9229000.00**

